


How to Save as a Home Screen App

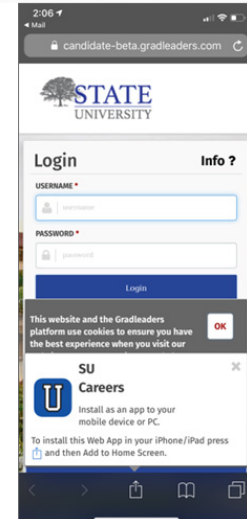
1

Visit your school's **career services website** on your mobile device.



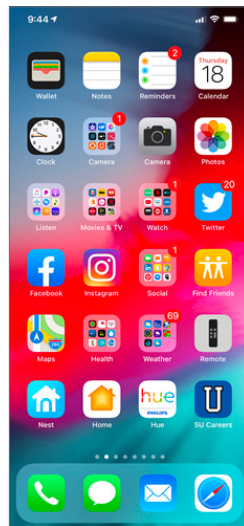
2

A message appears with instructions to **install the app**.



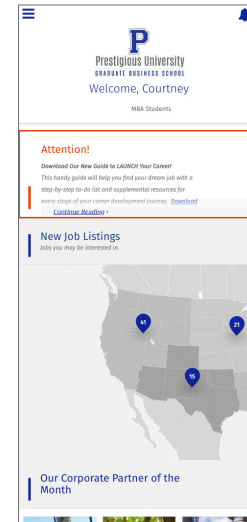
3

The **icon** appears on your mobile home screen.



4

Click on the icon to open your career center platform.



 **It's that easy!**